



Australian Government

Australian Maritime Safety Authority

Port State Control in Australia

Mr Greg Witherall
Manager Operations North
Australian Maritime Safety Authority



Australia's interests in Port State Control

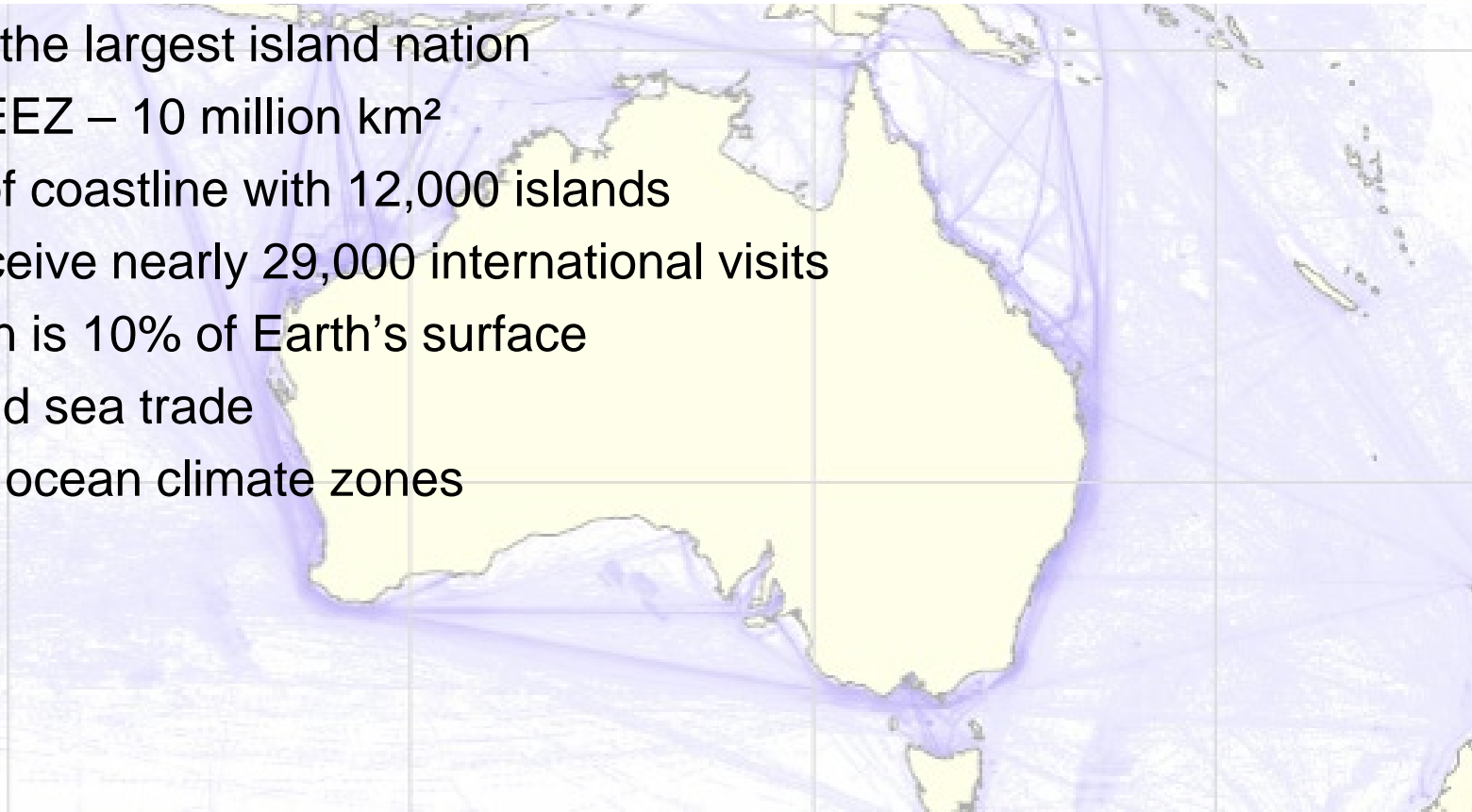
- The Australian Maritime Safety Authority (AMSA) is responsible for ensuring:
 - the safety of Australian flagged vessels and foreign flagged vessels in Australian ports
 - the welfare of seafarers on board
 - enforcing international conventions and national regulatory standards.





Australia's Shipping Environment

- Australia is the largest island nation
- 3rd largest EEZ – 10 million km²
- 60,000km of coastline with 12,000 islands
- 79 ports receive nearly 29,000 international visits
- SAR Region is 10% of Earth's surface
- 10% of world sea trade
- Covers five ocean climate zones





Port State Control in Australia

Ship Inspections:

Ensuring seaworthiness & safe operation of Australian & foreign ships in Australian waters





Port State Control in Australia

- 16 AMSA offices servicing 79 ports
- Over 50 AMSA Marine Surveyors conducting over 3,000 PSC inspections each year
- 165 ships detained in 2017





Port State Control in Australia

- Selecting ships for inspection

Safety

via Risk Based Approach





Port State Control in Australia

PSC Statistics 2017

		2016	2017	When compared to 2016	
Arrivals	Total arrivals	27512	28502	3.6%	(an increase of 985)
	Individual ships which made those arrivals	5719	5873	2.7%	(an increase of 153)
	Ships Eligible for PSC Inspection	5502	5634	2.4%	(an increase of 132)
PSC inspections	Total PSC inspections	3675	3128	-14.9%	(a decrease of 547)
	Total PSC inspections - by individual ships	3271	2800	-14.4%	(a decrease of 470)
	Inspection rate of eligible ships %	59.5%	49.7%		
	Total deficiencies	8942	7084	-20.8%	(a decrease of 1858)
Deficiencies	Total detainable deficiencies	353	219	-37.8%	(a decrease of 133)
	Rate of deficiencies per inspection	2.4	2.3		
Detentions	Total detentions	246	165	-32.7%	(a decrease of 80)
	Detentions as a percentage of total inspections	6.7%	5.28%		



Port State Control in Australia

Panama clearly make up the greatest proportion with 763 vessels inspected (942 in 2016)

Marshall Islands flagged ships account for 336 vessels inspected (#5 at 358 in 2016)

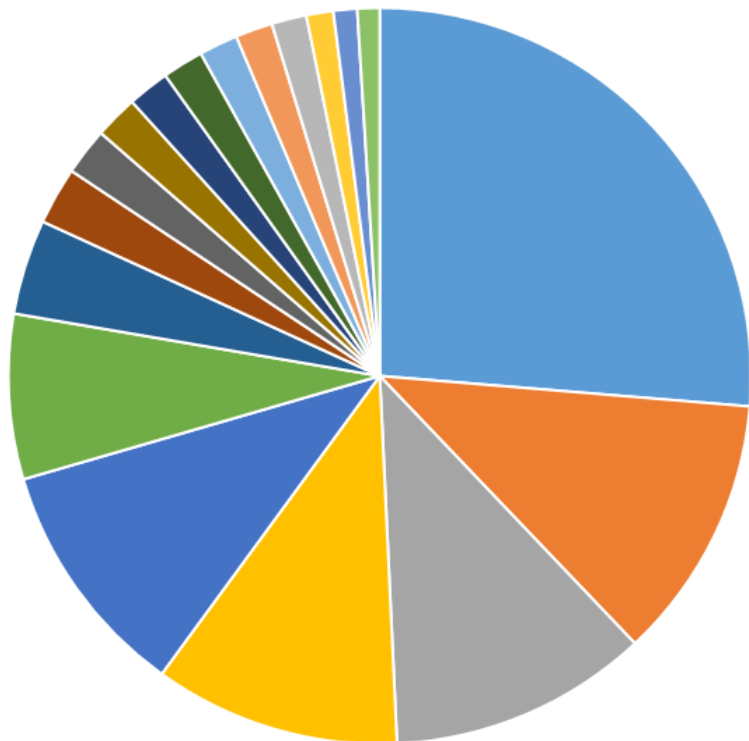

Singaporean flag ships account for 328 vessels inspected (#3 at 369 in 2016)

Hong Kong flag ships account for 311 vessels inspected (#2 at 426 in 2016)

Liberian flagged ships account for 304 vessels inspected (#4 at 360 in 2016)

In combination these 5 flags states accounted for 65% of the total inspections

Distribution of PSC inspections by flag State - 25 inspections or more



Note: The same 5 flag states were top 5 in 2014-2015



Room for Improvement?

Safety management is the main cause of detention, even in new ships:




- Operator competence, including with navigation equipment
- Officers and crew unfamiliar with essential shipboard procedures
- Procedures do not exist or are not followed.





Human Factors

“the fit between people, the things they do, the objects they use and the environment in which they work”





Maritime Labour Convention (MLC)

- The MLC is an international convention which sets modern standards for the working and living conditions of seafarers.
- Includes:
 - Minimum requirements for seafarers to work on a ship
 - Conditions of employment
 - Accommodation, recreational facilities, food
 - Health protection, medical care, social security protection

Maritime Labour
Convention
(MLC), 2006





Australian Government

Australian Maritime Safety Authority

THANK YOU

Mr Greg Witherall
Manager Operations North
Australian Maritime Safety Authority